



XYZ
Advisor Name

ABC
Address

xyz@gmail.com
Email

--
Website

8697584516
Contact

Investor Name

Jan 2023
 Portfolio month

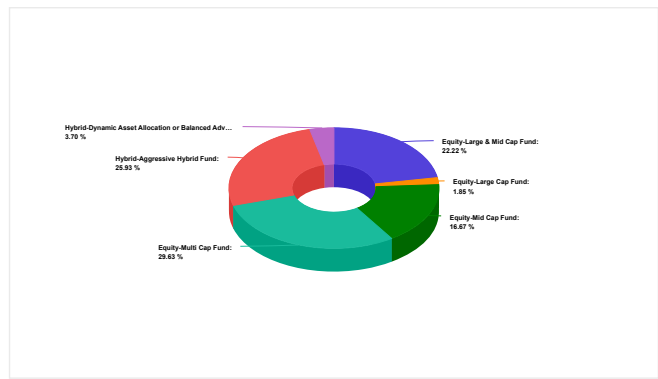
24-Feb-2023
 Report date

23-Feb-2023
 Nav date

Schemes at glance

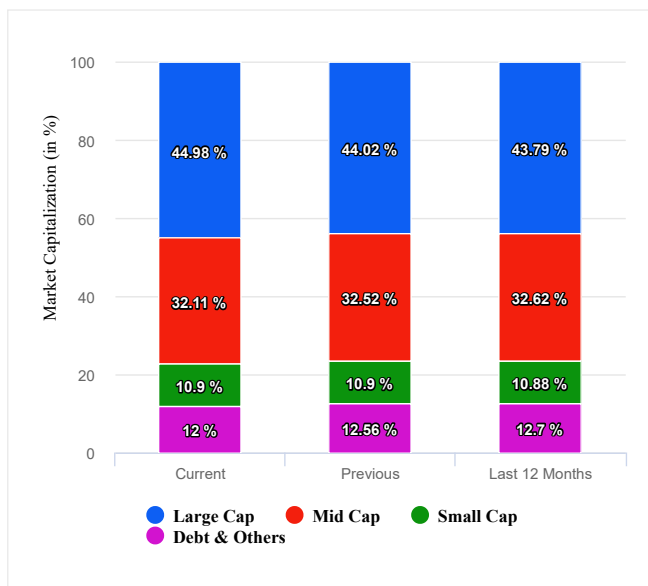
AMC Name	Allocation(%)	Scheme name	Nature	Sub-nature	Fund Manager Name
ICICI Prudential Mutual Fund	29.63	ICICI Prudential Multicap Fund - Growth	Equity	Multi Cap Fund	S Naren,Anand V Sharma
		ICICI Prudential Multicap Fund - Dir - IDCW	Equity	Multi Cap Fund	S Naren,Anand V Sharma
Canara Robeco Mutual Fund	25.93	Canara Robeco Equity Hybrid Fund - Growth	Hybrid	Aggressive Hybrid Fund	Avnish Jain,Shridatta Bhandwalder,Ennette Fernandes
Baroda BNP Paribas Mutual Fund	22.22	Baroda BNP Paribas Large & Mid Cap Fund - Reg - Growth	Equity	Large & Mid Cap Fund	Sanjay Chawla,Miten Vora
Axis Mutual Fund	9.26	Axis Midcap Fund - Growth	Equity	Mid Cap Fund	Shreyash Devalkar,Vinayak Jayanath
Tata Mutual Fund	7.41	Tata Mid Cap Growth Fund - Reg - Growth	Equity	Mid Cap Fund	Abhinav Sharma,Satish Chandra Mishra
HDFC Mutual Fund	5.55	HDFC Balanced Advantage Fund - Growth	Hybrid	Dynamic Asset Allocation or Balanced Advantage	Anil Bamboli,Gopal Agrawal,Srinivasan Ramamurthy,Arun Agarwal,Nirman Morakhia
		HDFC Top 100 Fund - Growth	Equity	Large Cap Fund	Rahul Baijal
Total % of Net Assets	100				

SEBI Category Allocation

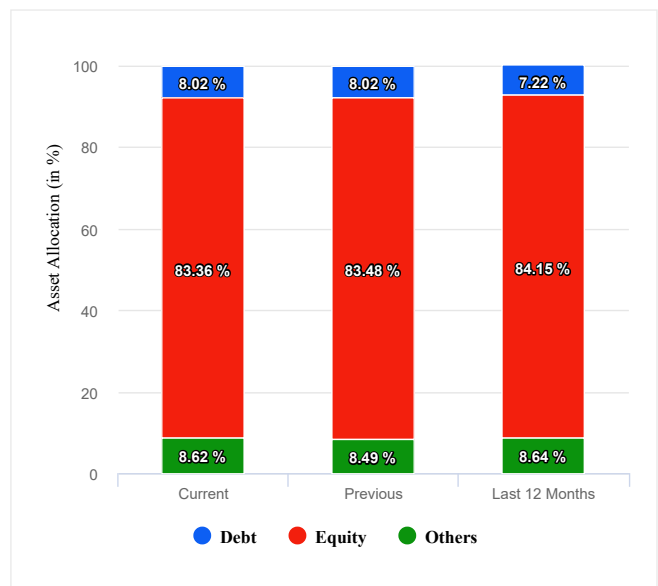


* Data is sorted on the basis of % of Net Assets

Market Capitalization



Asset Allocation



Return Analysis

1m

3m

6m

YTD

1y

All

From

23-08-2022

To

23-02-2023



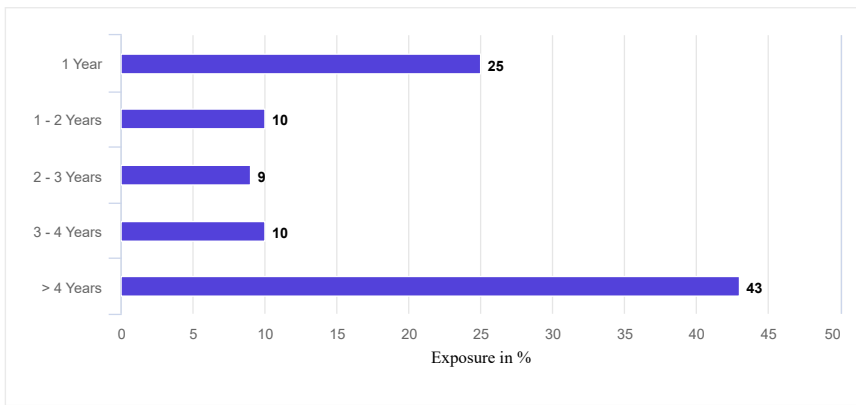
Sector Allocation(Top 10)

Current Month		Previous Month		Last 12 Months	
Sector Name	Allocation (%)	Sector Name	Allocation (%)	Sector Name	Allocation (%)
Financial Services	26.50	Financial Services	27.23	Financial Services	27.41
Automobile and Auto Components	8.37	Automobile and Auto Components	8.32	Information Technology	8.67
Information Technology	7.26	Information Technology	7.10	Automobile and Auto Components	7.06
Capital Goods	6.95	Capital Goods	6.60	Current Assets	6.62
Sovereign	6.02	Current Assets	6.59	Capital Goods	5.98
Current Assets	5.79	Sovereign	6.21	Sovereign	5.67
Oil, Gas & Consumable Fuels	5.45	Healthcare	5.11	Healthcare	5.36
Healthcare	5.15	Oil, Gas & Consumable Fuels	4.78	Oil, Gas & Consumable Fuels	5.07
Consumer Services	3.85	Consumer Services	4.32	Consumer Services	4.29
Fast Moving Consumer Goods	3.32	Chemicals	2.91	Consumer Durables	3.49

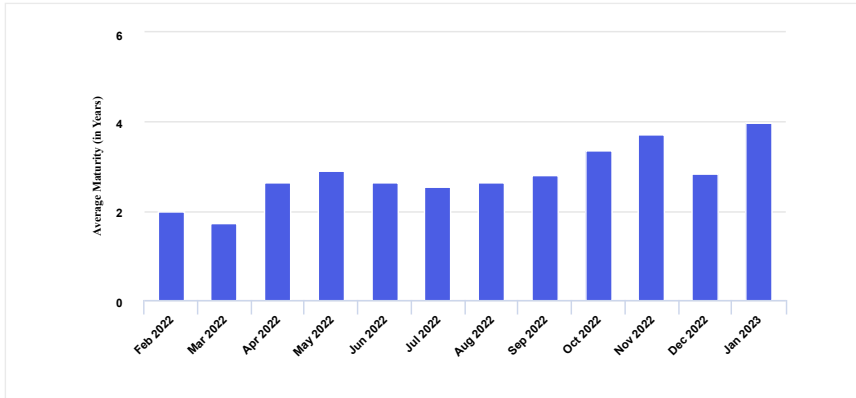
Holding Details (Top 10)

Company	Sector	ISIN	Maturity Date	Coupon Rate	Aggregate Allocation (%)
ICICI Bank Ltd.	Financial Services	INE090A01021	-	-	5.34
HDFC Bank Ltd.	Financial Services	INE040A01034	-	-	4.05
Triparty Repo	Current Assets		-	0.00	3.54
Infosys Ltd.	Information Technology	INE009A01021	-	-	3.25
Reliance Industries Ltd.	Oil, Gas & Consumable Fuels	INE002A01018	-	-	2.75
State Bank Of India	Financial Services	INE062A01020	-	-	2.27
ITC Ltd.	Fast Moving Consumer Goods	INE154A01025	-	-	2.15
National Thermal Power Corporation Ltd.	Power	INE733E01010	-	-	1.83
CBLO(CCIL)	Current Assets		-	0.00	1.82
Larsen & Toubro Ltd.	Construction	INE018A01030	-	-	1.73

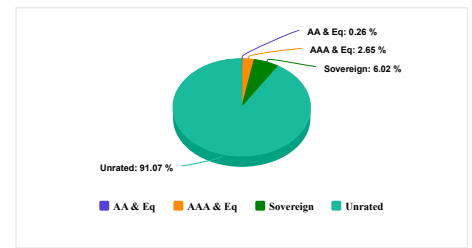
Maturity Profile



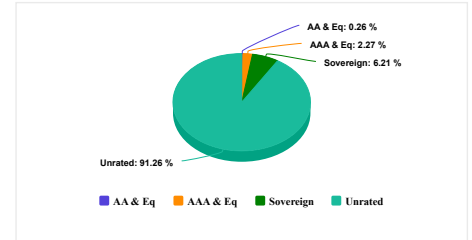
Average Maturity



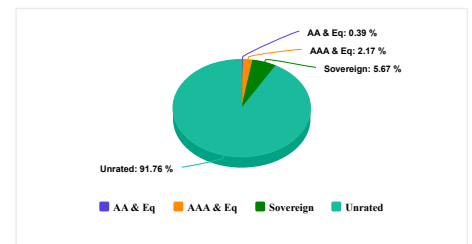
Rating Profile (Current Month)



Rating Profile (Previous Month)



Rating Profile (Last 12 Months)



Instrument Allocation (10)

Instruments	Current Month	Previous Month	Last 12M Average
Equity	88.47	87.89	87.53
Money Market	4.92	4.77	5.63
Gilt	4.03	4.42	3.90
Debentures	1.17	1.08	1.25
CD	0.73	0.56	0.52
Undisclosed - Others	0.32	0.17	0.11
Bond	0.31	0.29	0.42
Reverse repo	0.12	0.10	0.11
REITs & InvITs	0.08	0.08	0.10
CP	0.07	-	0.08

Holding Analysis (Company)

	Current Portfolio	Previous Month	Last 12 Months
Top 5	18.52	18.91	20.20
Top 10	28.20	27.68	29.25
Top 20	41.20	39.74	40.56

Holding Analysis (Sector)

	Current Portfolio	Previous Month	Last 12 Months
Top 5	52.27	53.51	53.40
Top 10	75.73	76.63	76.47
Top 20	96.43	96.48	96.17

Risk Return Matrix



● Portfolio Average Risk Return	● Axis Midcap Fund - Growth	● Canara Robeco Equity Hybrid Fund - Growth	● HDFC Balanced Advantage Fund - Growth
● HDFC Top 100 Fund - Growth	● ICICI Prudential Multicap Fund - Growth	● ICICI Prudential Multicap Fund - Direct - IDCW	● Tata Mid Cap Growth Fund - Regular - Growth

* Ratio types: Standard Deviation, rolling frequency: 1 month, rolling period: 1 month for last 3 years.
* Standard Deviation is calculated using NAV

Statistical Comprehensive

Scheme Name	Standard Deviation	Sharpe	Sortino	Beta	Alpha	R-Squared
Axis Midcap Fund - Growth	6.9874	0.1472	0.2044	0.7681	-0.1058	0.9476
Canara Robeco Equity Hybrid Fund - Growth	5.8632	0.1098	0.1520	0.0000	-	0.0000
HDFC Balanced Advantage Fund - Growth	7.5709	0.1377	0.1973	0.0000	-	0.0000
HDFC Top 100 Fund - Growth	8.6182	0.1120	0.1591	0.9982	0.0699	0.9713
ICICI Prudential Multicap Fund - Direct - IDCW	8.5878	0.1214	0.1703	0.9336	-0.1005	0.9419
ICICI Prudential Multicap Fund - Growth	8.5559	0.1163	0.1624	0.9441	-0.1613	0.9705
Tata Mid Cap Growth Fund - Regular - Growth	8.0358	0.1396	0.1907	0.8841	-0.1790	0.9790

* Standard Deviation, rolling frequency: 1 month, rolling period: 1 month for last 3 years.

Correlation Matrix

Very High ● ● ● ● Very Low

Schemes		A	B	C	D	E	F	G	H
Axis Midcap Fund - Growth	A	-	0.90	0.91	0.66	0.78	0.92	0.87	0.96
Baroda BNP Paribas Large & Mid Cap Fund - Regular - Growth	B	0.90	-	0.53	0.55	0.61	0.60	0.63	0.59
Canara Robeco Equity Hybrid Fund - Growth	C	0.91	0.53	-	0.85	0.94	0.94	0.98	0.96
HDFC Balanced Advantage Fund - Growth	D	0.66	0.55	0.85	-	0.97	0.83	0.92	0.82
HDFC Top 100 Fund - Growth	E	0.78	0.61	0.94	0.97	-	0.90	0.98	0.91
ICICI Prudential Multicap Fund - Direct - IDCW	F	0.92	0.60	0.94	0.83	0.90	-	0.95	0.95
ICICI Prudential Multicap Fund - Growth	G	0.87	0.63	0.98	0.92	0.98	0.95	-	0.96
Tata Mid Cap Growth Fund - Regular - Growth	H	0.96	0.59	0.96	0.82	0.91	0.95	0.96	-

Portfolio Overlap Matrix

* Only equity instruments under equity and hybrid funds have been considered
* Portfolio overlap is calculated based on the percentage of common stock exposure between two schemes for the current month

What's In (Top10)

Company	ISIN	Nature	Value (In Cr.)
7.4 National Bank For Agriculture & Rural Development (Nabard) Jan 30 2026	INE261F08D09	Debt	198.85
Kalpataru Power Transmission Ltd.	INE220B01022	EQ	104.17
7.62 National Bank For Agriculture & Rural Development (Nabard) Jan 31 2028	INE261F08DV4	Debt	99.98
Affle (India) Ltd.	INE00WC01027	EQ	32.72
National Bank For Agriculture & Rural Development (Nabard)	INE261F16629	Others	24.99
5.7 HDB Financial Services Ltd. Oct 25 2024	INE756I07DT3	Debt	24.13
Housing Development Finance Corporation Ltd. (HDFC Ltd.) (355D)	INE001A14ZZ7	Others	23.34
Axis Bank Ltd.	INE238AD6280	Others	23.30
7.7 State Bank Of India Jan 19 2038	INE062A08348	Debt	20.02
Vedanta Ltd.	INE205A01025	EQ	19.68

What's Out (Top 10)

Company	ISIN	Nature	Value (In Cr.)
Power Grid Corporation Of India Ltd.	-	EQ	-41.37
ITC Ltd.	-	EQ	-20.41
SRF Ltd.	-	EQ	-10.91
ICICI Lombard General Insurance Company Ltd.	-	EQ	-2.63
Chambal Fertilisers & Chemicals Ltd.	INE085A01013	EQ	0.60
Chalet Hotels Ltd.	INE427F01016	EQ	2.89
EIH Ltd.	INE230A01023	EQ	3.55
eClerx Services Ltd.	INE738I01010	EQ	3.69
Aether Industries Ltd.	INE0BWX01014	EQ	4.94
Power Grid Corporation Of India Ltd.	INE752E01010	EQ	41.37

P2P & Calendar Year Returns (In %)

Particulars	P2P Return							Calendar Year Returns				
	1M	3M	6M	1Y	3Y	5Y	10Y	2022	2021	2020	2019	2018
Axis Midcap Fund - Growth	0.84	-2.59	-3.27	1.03	15.36	14.80	17.64	-5.07	39.09	26.08	11.54	3.81
Baroda BNP Paribas Large & Mid Cap Fund - Reg - Growth	-1.61	-2.42	1.62	3.56	-	-	-	-1.58	42.29	-	-	-
Canara Robeco Equity Hybrid Fund - Growth	-1.46	-2.42	0.29	1.65	11.62	10.91	13.45	1.35	22.51	19.56	11.45	1.68
HDFC Balanced Advantage Fund - Growth	-2.24	-0.52	5.03	15.52	17.13	11.45	13.34	18.78	25.68	7.25	6.36	-0.19
HDFC Top 100 Fund - Growth	-3.09	-2.08	2.29	9.59	14.95	10.24	12.88	10.61	27.91	5.57	7.06	0.75
ICICI Prudential Multicap Fund - Dir - IDCW	-1.14	-2.03	2.50	8.08	16.06	11.13	15.15	-0.68	36.40	9.50	5.56	1.01
ICICI Prudential Multicap Fund - Growth	-1.22	-1.91	2.40	7.47	15.44	10.76	14.61	4.65	35.71	8.91	5.83	0.67
Tata Mid Cap Growth Fund - Reg - Growth	-0.57	-2.22	-1.07	4.50	16.26	11.83	18.14	0.60	38.99	23.86	6.92	-12.80
Overall Portfolio	-1.19	-2.22	1.01	4.73	11.24	8.94	11.63	0.86	33.92	12.37	6.59	0.11

*we are using below data formats

Number Format 00,000,000 AUM Decimal Format 2 Returns Decimal Format 2 NAV Decimal Format 2 Ratios Decimal Format 2